

Service pass

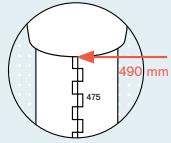
Genium X3



Quality for life

Patient information

The buyer's O&P professional is responsible for the collection, processing, transfer or other use of all personal data of the patient. The processing of this personal data is subject to special data protection provisions, in particular the provisions of the EU General Data Protection Regulation (Regulation (EU) 2016/679). Such data may only be transmitted to third parties to the extent permitted by law, e.g., in the event of a legal obligation or with the valid consent of the patient. In compliance with statutory requirements, the O&P professional must also ensure the patient is informed of the data protection policy when collecting the data.

Name and address of the buyer (stamp)		Date of delivery (according to Ottobock delivery note)	
<input type="text"/>		<input type="text"/>	
		Certified prosthetist	
<input type="text"/>		<input type="text"/>	
Patient's name and address		When requesting a Genium X3 loaner unit please be sure to state the serial number, the type of the knee joint and AXON tube adapter as well as the insertion length of the AXON tube adapter.	
<input type="text"/>			
Date of birth	<input type="text"/>	Genium X3 knee joint	Serial-No. <input type="text"/>
Gender	<input type="checkbox"/> Male <input type="checkbox"/> Female	Knee joint type	<input type="checkbox"/> 3B5-3 <input type="checkbox"/> 3B5-3=ST
Weight	<input type="text"/>	Prosthetic foot type (e.g. 1B1-2)	<input type="text"/>
Amputation side	<input type="checkbox"/> Left <input type="checkbox"/> Right <input type="checkbox"/> Bilateral	Prosthetic foot size (cm)	<input type="text"/>
		AXON tube adapter	Serial-No. <input type="text"/>
		Insertion length of the AXON tube adapter	<input type="text"/>

The following components must always be sent in for maintenance and repair work: Genium X3 knee joint with attached AXON tube adapter, inductive charger and power supply. The shipping container for the loaner unit you receive must be reused for sending back the components requiring inspection.

Data transfer for warranty service, maintenance and repair work

I hereby agree that my personal data as stated above (name, address, date of birth, gender, and all product-related information) may be forwarded by the aforementioned O&P professional or doctor to Otto Bock Healthcare Products GmbH (manufacturer of the Genium X3 prosthetic knee) or the respective Ottobock Service Center* for the purpose of any necessary warranty services, maintenance and repair work, in accordance with Art. 9(2)a EU General Data Protection Regulation (GDPR) or other country-specific regulations. I understand that I may revoke this consent at any time by phone or by letter to my O&P professional. Should I revoke my consent, I understand that the corresponding services can no longer be performed by the manufacturer or the Ottobock Service Center.


Date, signature of the patient

* www.ottobock.com/en/company/locations/index.html

Your maintenance documentation


This maintenance documentation is filled out by the Ottobock Service Center and serves as proof of the maintenance performed (for example, when submitted to the insurer / payer). Please keep this documentation in a safe place and enclose it whenever you send in the product.

Ottobock Service Center Stamp

 **12-month maintenance**
(free of charge within
3-year and 6-year warranty)


.....
Date

Ottobock Service Center Stamp

 **24-month maintenance**
(free of charge within
3-year and 6-year warranty)


.....
Date

Ottobock Service Center Stamp

 **36-month maintenance**
(free of charge within
6-year warranty)


.....
Date

Ottobock Service Center Stamp

 **48-month maintenance**
(free of charge within
6-year warranty)


.....
Date

Ottobock Service Center Stamp

 **60-month maintenance**
(free of charge within
6-year warranty)


.....
Date

Ottobock Service Center Stamp

 **72-month maintenance**

.....
Date

Ottobock Service Center Stamp

 **84-month maintenance**

.....
Date

MAINTENANCE NOTICE

To ensure the patient's safety, maintain operating safety, and to protect the warranty, regular maintenance (a service inspection) must be carried out at the end of the maintenance interval, i.e. **after 12 months**. When maintenance is due, this is also indicated by three brief beeps and vibration signals after disconnecting the battery charger. The manufacturer grants a grace period of no more than two months before, or three months after, the due date.

Maintenance includes a detailed functional test as well as the required software updates and technical updates.

